



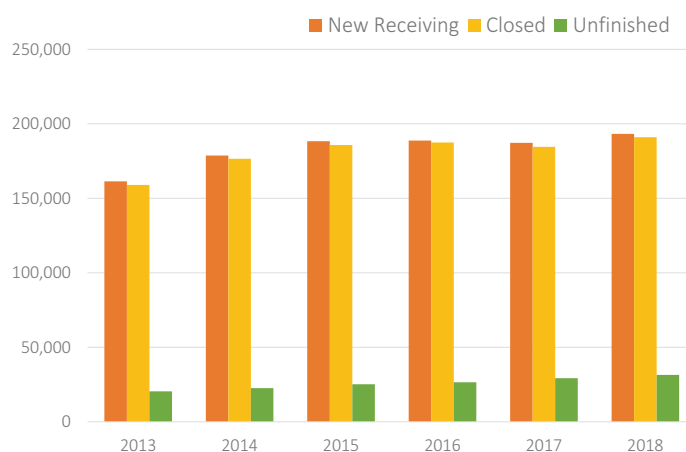
## VII. The Current Statistics Chart

### A. The Number of Receiving and Closing for the Criminal Cases

#### 1. The number of criminal cases

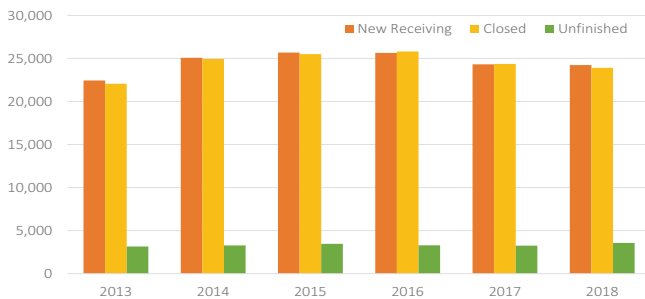
The criminal cases receiving and closed situation			
Year	New Receiving	Closed	Unfinished
2013	161,361	158,947	20,429
2014	178,669	176,516	22,599
2015	188,283	185,727	25,182
2016	188,705	187,393	26,520
2017	187,190	184,522	29,218
2018	193,198	190,972	31,477

The number of the criminal cases receiving and closed in the latest six years

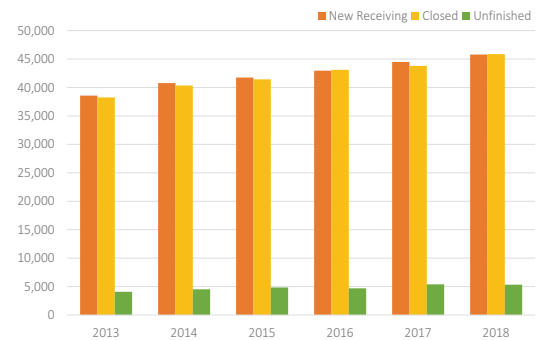


The criminal cases receiving and closed of the Taipei District Prosecutors Office in the latest six years																		
Year	2013			2014			2015			2016			2017			2018		
Cases Class	New Receiving	Closed	Unfinished	New Receiving	Closed	Unfinished	New Receiving	Closed	Unfinished	New Receiving	Closed	Unfinished	New Receiving	Closed	Unfinished	New Receiving	Closed	Unfinished
Total Amount	161,361	158,947	20,429	178,669	176,516	22,599	188,283	185,727	25,182	188,705	187,393	26,520	187,190	184,522	29,218	193,198	190,972	33,477
Investigation Cases	38,580	38,262	4,090	40,787	40,358	4,525	41,757	41,442	4,844	42,964	43,112	4,701	44,498	43,802	5,401	45,798	45,873	5,337
Execution Cases	22,443	22,064	3,156	25,073	24,946	3,282	25,682	25,503	3,465	25,641	25,813	3,296	24,316	24,364	3,256	24,233	23,914	3,579
Reconsideration of the Ruling Cases	6,617	6,628	62	6,291	6,293	60	6,777	6,745	92	7,019	6,987	124	6,208	6,223	109	6,197	6,199	107
Investigation on Other Cases	77,356	77,127	3,955	90,599	87,814	6,748	98,052	96,194	8,615	95,801	94,915	9,512	94,743	93,272	10,995	99,787	98,561	12,143
Probation Cases	3,657	3,700	3,481	4,106	4,356	3,234	3,891	3,839	3,295	4,255	3,876	3,680	3,426	3,592	3,521	3,434	3,348	3,612
Execution Other Cases	12,708	11,166	5,685	11,813	12,749	4,750	12,124	12,004	4,871	13,025	12,690	5,207	13,999	13,269	5,936	13,749	12,987	6,699

The Number of Receiving and Closing for the Execution Cases in the latest six years




The Number of Receiving and Closing for the Investigation Cases in the latest six years



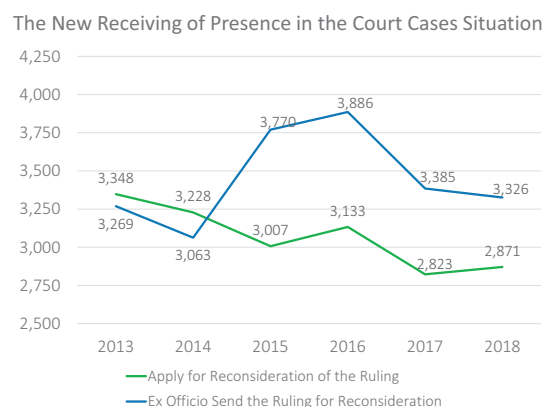
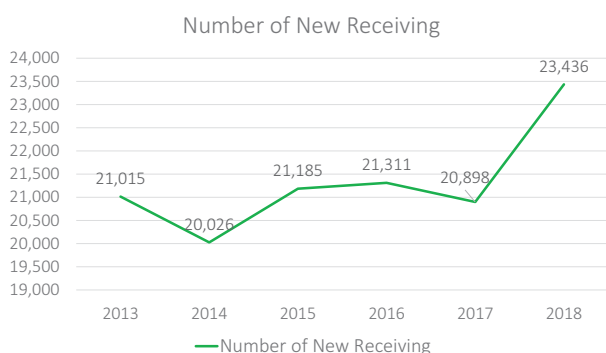
## 2. The number of presence in the court cases

The New Receiving of Presence in the Court Cases Situation in the latest six years						
Year	2013	2014	2015	2016	2017	2018
Number of New Receiving	21,015	20,026	21,185	21,311	20,898	23,436



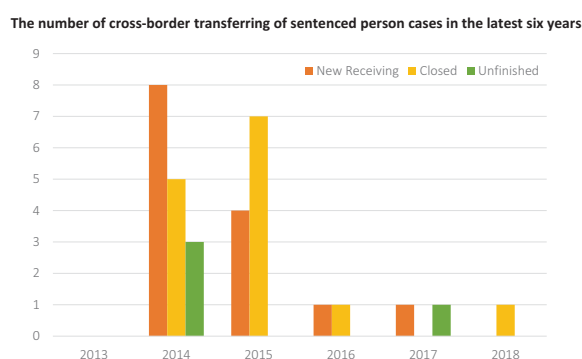
### 3. The number of reconsideration of the ruling cases

The New Receiving of Reconsideration of the Ruling Cases						
Year	2013	2014	2015	2016	2017	2018
Apply for Reconsideration of the Ruling	3,348	3,228	3,007	3,133	2,823	2,871
Ex Officio Send the Ruling for Reconsideration	3,269	3,063	3,770	3,886	3,385	3,326



### 4. Cases of cross-border transferring and receiving of sentenced person<sup>11</sup>

The number of cross-border transferring of sentenced person cases in the latest six years			
Year	New receiving	Closed	Unfinished
2013	-	-	-
2014	8	5	3
2015	4	7	-
2016	1	1	-
2017	1	-	1
2018	-	1	-



11.The "Transfer of Sentenced Person Act" be enforced on the July 2013, permit execute cross-border transferring nation court judgment cases, exclusive jurisdiction to the district court where the central government located, the Taipei District Prosecutors Office exclusively responsible for receiving and executing the case of Taiwanese sentenced person.

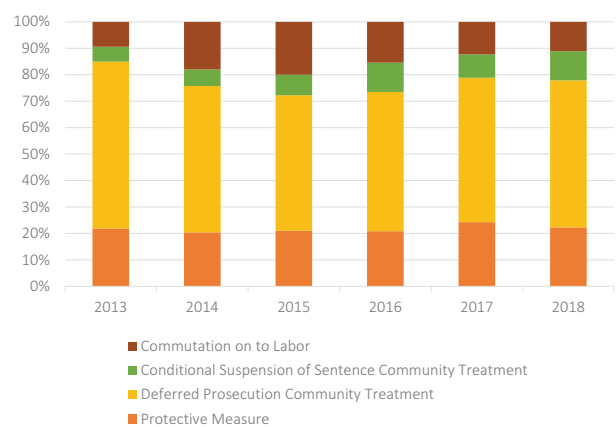
## 5. The number of probation cases

The number of probation cases in the latest six years																		
Year	2013			2014			2015			2016			2017			2018		
Cases Class	New Receiving	Closed	Unfinished	New Receiving	Closed	Unfinished	New Receiving	Closed	Unfinished	New Receiving	Closed	Unfinished	New Receiving	Closed	Unfinished	New Receiving	Closed	Unfinished
Total Amount	3,657	3,700	3,481	4,106	4,356	3,234	3,891	3,839	3,295	4,255	3,876	3,680	3,426	3,592	3,521	3,434	3,348	3,612
Protective Measure	798	726	1,070	837	757	1,149	818	716	1,254	886	788	1,352	831	892	1,293	765	860	1,200
Deferred Prosecution Community Treatment	2,309	2,179	1,928	2,273	2,811	1,394	1,993	2,083	1,310	2,241	1,916	1,641	1,871	1,796	1,721	1,909	1,740	1,892
Conditional Suspension of Sentence Community Treatment	206	211	144	257	249	152	302	271	183	471	385	269	302	346	225	378	341	262
Commutation on to Labor	344	584	339	739	539	539	778	769	548	657	787	418	422	558	282	382	407	258

The Situation of Probation Cases receiving and closed in the latest six years



The Situation of Probation Cases new receiving in the latest six years



## B. The Prosecutor case closed efficiency, loading and accuracy

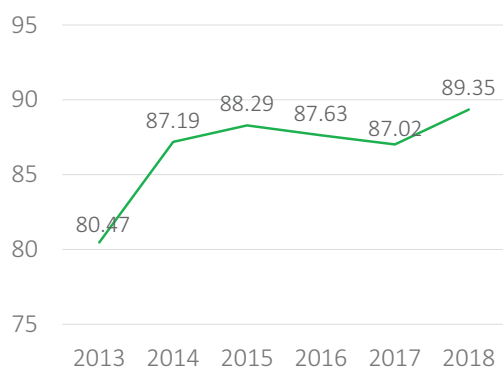
### 1. The Taipei District Prosecutors Office investigation case closed efficiency

Year	2013	2014	2015	2016	2017	2018
case closed efficiency(per day)	55.48	48.74	48.94	50.22	52.35	52.03
Each prosecutor case closed average (per case)	80.47	87.19	88.29	87.63	87.02	89.35
Accuracy of working on a case (%)	92.23	94.23	94.57	94.81	94.66	95.11

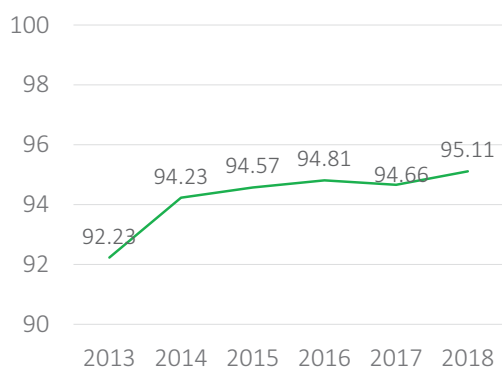




The number of each prosecutor case closed average



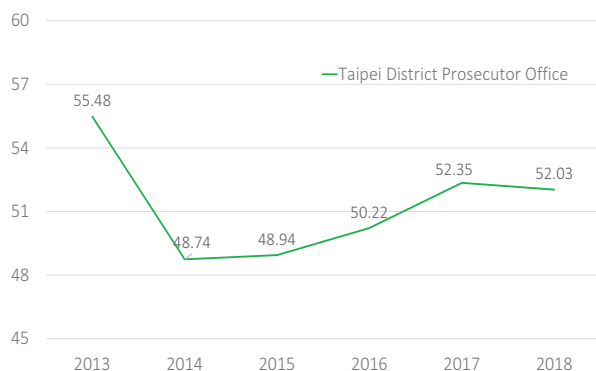
Accuracy of working on a case



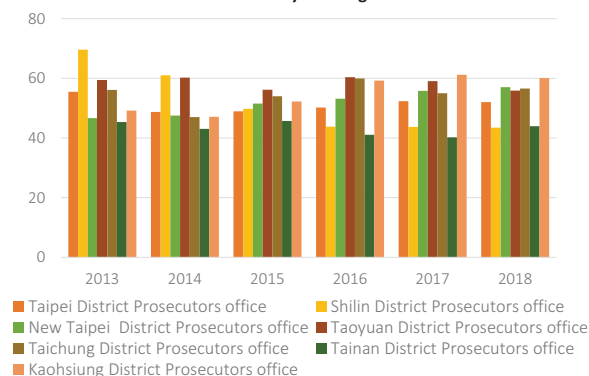
## 2. The first instance prosecutors office investigation case the required of the number of days

The district prosecutor investigation case-case closed the required of the number of days							
Item class	Taipei District Prosecutors office	Shilin District Prosecutors office	New Taipei District Prosecutors office	Taoyuan District Prosecutors office	Taichung District Prosecutors office	Tainan District Prosecutors office	Kaohsiung District Prosecutors office
Year							
2013	55.48	69.61	46.66	59.33	56.12	45.35	49.19
2014	48.74	61.02	47.52	60.22	47.01	43.06	47.1
2015	48.94	49.77	51.53	56.18	53.99	45.7	52.24
2016	50.22	43.8	53.17	60.38	59.95	41.07	59.24
2017	52.35	43.71	55.8	59.06	55	40.22	61.21
2018	52.03	43.45	57.03	55.88	56.58	43.95	60.08

Investigation cases-case concluded the required of the number of days' average for each case



Investigation cases- case concluded the required of the number of days' average for each case




3. The judgment and quantity of the appeal cases by the prosecutor

Year		2013	2014	2015	2016	2017	2018
Number of appeal cases		1,019	926	873	830	757	769
Number of remand cases and judgments	Total amount	1,244.83	1,094.00	990	836	815	824
	Appeal withdrawn	1	2	2	2	5.33	-
	Appeal dismissed	759.42	715.64	660.83	528.86	482.69	535.88
	original	JMOL *	374.38	305.52	235.94	227.45	254.68
		remanding a case	28.33	21.67	30.5	16	19
	Partial revoke and partial dismiss	81.69	49.17	59.73	61.7	52.29	36.81
	Dismissal	-	-	-	-	-	-
	Reject	-	-	1	-	1	0
	Other	-	-	-	-	-	-

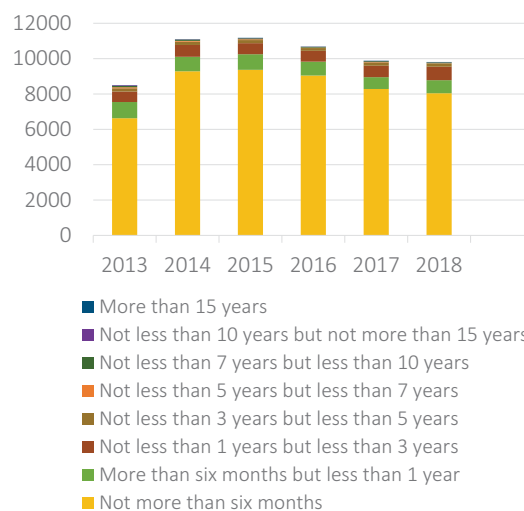
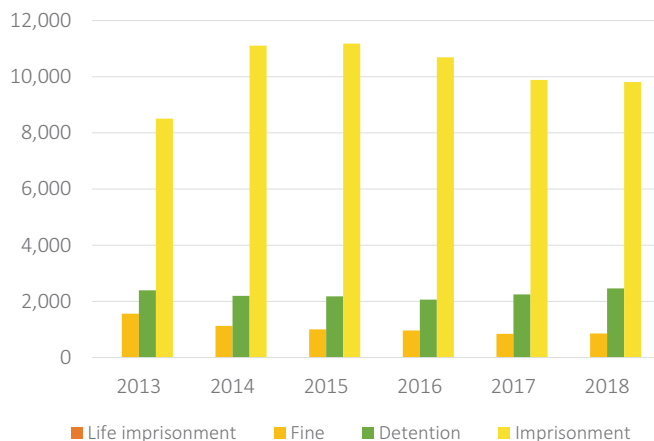
4. The number of people present prosecutor execute guilty cases

the cases of final and binding judgment in conviction in latest six years							
Year		2013	2014	2015	2016	2017	2018
Total amount		12,472	14,439	14,374	13,722	12,989	13,136
Death penalty		-	-	-	-	-	-
Life imprisonment		2	2	1	-	-	1
Imprisonment	not more than six months	6,631	9,286	9,368	9,046	8,284	8,043
	more than six months but less than 1 year	915	819	883	782	668	738
	Not less than 1 year but less than 3 years	589	668	625	615	646	762
	Not less than 3 years but less than 5 years	189	186	176	157	166	162
	Not less than 5 years but less than 7 years	60	45	46	22	34	27
	Not less than 7 years but less than 10 years	74	77	56	47	62	56
	Not less than 10 years but not more than 15 years	39	17	11	9	12	12
	more than 15 years	10	9	13	12	13	11
Detention		2,395	2,196	2,179	2,063	2,247	2,462
Fine		1,562	1,128	1,003	963	845	857
Forced labor		6	6	13	6	12	5



The cases of final and binding judgment in conviction in latest six years (Imprisonment)

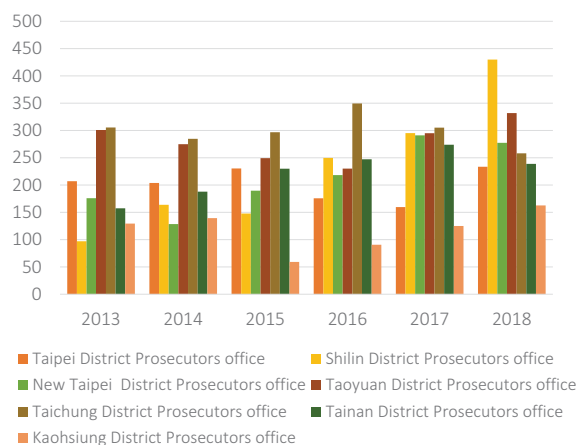
The cases of final and binding judgment in conviction in latest six years



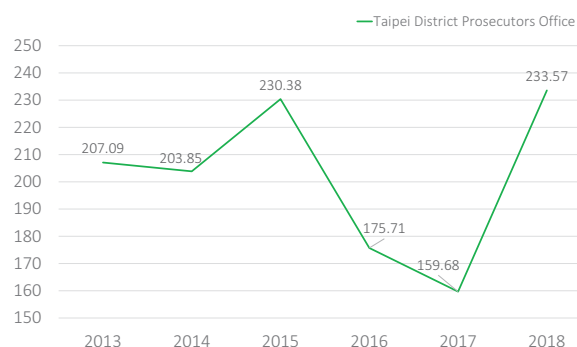
## 5. Apply for crime victim compensation cases

Apply for crime victim compensation cases-case closed average day (day)						
Year	2013	2014	2015	2016	2017	2018
Item class						
Taipei District Prosecutors Office	207.09	203.85	230.38	175.71	159.68	233.57
Shilin District Prosecutors Office	97.01	163.88	147.83	249.71	295.19	429.97
New Taipei District Prosecutors Office	175.96	128.5	189.7	218.22	291.1	277.41
Taoyuan District Prosecutors Office	299.69	274.85	249.29	230.18	295.05	331.89
Taichung District Prosecutors Office	305.52	284.75	296.83	349.54	305.26	258.17
Tainan District Prosecutors Office	157.37	187.88	229.95	247.21	273.92	238.85
Kaohsiung District Prosecutors Office	129.38	139.46	59.17	90.68	125.06	162.73

Apply for crime victim compensation cases- case closed average day (day)



Apply for crime victim compensation cases- case closed average day (day)



## C. Normal criminal cases in the jurisdiction

### 1. Top10 main offenses investigation concluded cases in the jurisdiction

Year 2013 (total 38,262 cases)			Year 2014 (total 40,358 cases)			Year 2015 (total 41,442 cases)			Year 2016 (total 43,112 cases)			Year 2017 (total 43,802 cases)			Year 2018 (total 45,873 cases)		
offenses class	number	total percentage %	offenses class	number	total percentage %	offenses class	number	total percentage %	offenses class	number	total percentage %	offenses class	number	total percentage %	offenses class	number	total percentage %
Narcotics Hazard Prevention Act	6,158	16.09	Offenses Against Public Safety	6,894	17.08	Offenses Against Public Safety	7,122	17.19	Narcotics Hazard Prevention Act	6,803	15.78	Narcotics Hazard Prevention Act	6,856	15.65	Narcotics Hazard Prevention Act	7,479	16.30
Offenses Against Public Safety	5,549	14.50	Offenses of Causing Injury	5,736	14.21	Narcotics Hazard Prevention Act	6,249	15.08	Offenses Against Public Safety	6,676	15.49	Offenses of Larceny	6,218	14.20	Offenses of Fraudulence	6,847	14.93
Offenses of Causing Injury	5,160	13.49	Offenses of Fraudulence	5,555	13.76	Offenses of Causing Injury	5,561	13.42	Offenses of Causing Injury	6,031	13.99	Offenses of Fraudulence	6,138	14.01	Offenses of Larceny	6,415	13.98
Offenses of Fraudulence	4,491	11.74	Offenses of Larceny	4,800	11.89	Offenses of Fraudulence	4,820	11.63	Offenses of Fraudulence	5,669	13.15	Offenses Against Public Safety	5,853	13.26	Offenses Against Public Safety	5,488	11.96
Offenses of Larceny	3,162	8.26	Offenses of Embezzlement	3,201	7.93	Offenses of Larceny	3,176	7.66	Offenses of Larceny	3,198	7.42	Offenses of Larceny	3,398	7.76	Offenses of Larceny	3,929	8.56
Offenses of Forging Instruments or Seals	1,813	4.74	Offenses Against Reputation	1,816	4.50	Offenses of Embezzlement	1,777	4.29	Offenses of Embezzlement	1,707	3.96	Offenses Against Reputation	1,921	4.39	Offenses Against Reputation and Credit	2,109	4.60
Offenses of Embezzlement	1,716	4.48	Offenses of Forging Instruments or Seals	1,688	4.18	Offenses of Forging Instruments or Seals	1,629	3.93	Offenses Against Reputation	1,569	3.64	Offenses of Embezzlement	1,920	4.38	Offenses of Embezzlement	2,055	4.48
Offenses Against Reputation	1,427	3.73	Offenses Against Reputation	1,526	3.78	Offenses Against Reputation	1,385	3.34	Offenses of Forging Instruments or Seals	1,547	3.59	Offenses of Forging Instruments or Seals	1,711	3.91	Offenses of Forging Instruments or Seals	1,643	3.58
Offenses Against Freedom	1,271	3.18	Offenses Freedom	1,245	3.08	Offenses Against Freedom	1,235	2.98	Offenses Against Freedom	1,353	3.14	Offenses Against Freedom	1,420	3.24	Offenses Against Freedom	1,440	3.14
Offenses of Destruction, Abandonment, and Damage of Property	661	1.73	Offenses of Gambling	781	1.94	Offenses of Gambling	898	2.17	Offenses of Destruction, Abandonment, and Damage of Property	821	1.90	Offenses of Destruction, Abandonment, and Damage of Property	816	1.86	Offenses of Destruction, Abandonment, and Damage of Property	865	1.89



## 2. Drug-using case in the latest six years (classified by age)<sup>12</sup>

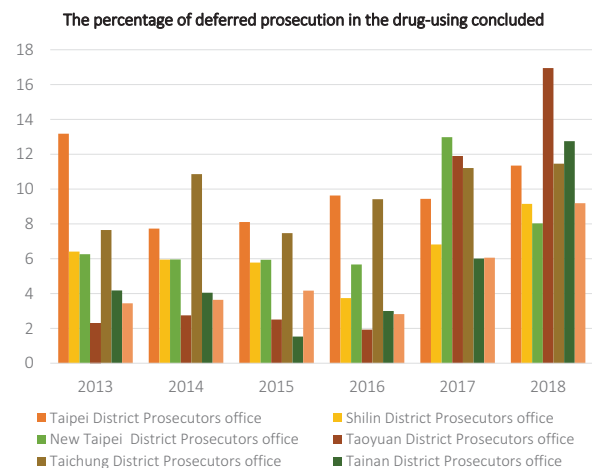
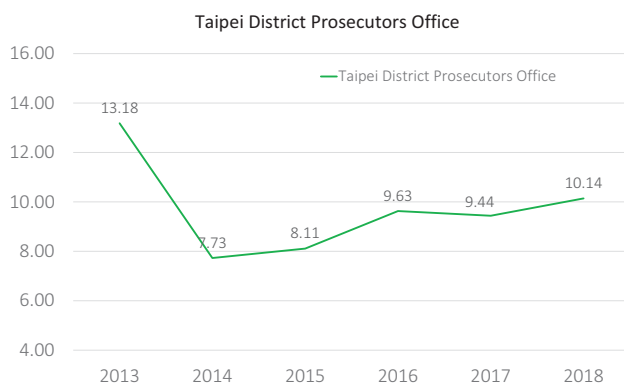
Year 2013 to 2018 drug-using deferred prosecution new receiving cases(classified by age)																				
Year	Case total amount	Total number of people	above14 to below18 years old		above 18 and below 20 years old		above 20 and below 24 years old		above 24 and below 30 years old		above 30 and below 40 years old		above 40 and below 50 years old		above 50 and below 60 years old		above 60 and below 70 years old		above 70 years old	
			Class 1	Class 2	Class 1	Class 2	Class 1	Class 2	Class 1	Class 2	Class 1	Class 2	Class 1	Class 2	Class 1	Class 2	Class 1	Class 2	Class 1	Class 2
2013	550	550	-	-	-	29	1	96	1	133	8	190	3	68	3	14	-	3	1	-
2014	345	345	-	-	-	11	-	57	1	77	4	125	8	40	6	15	1	-	-	-
2015	363	363	-	-	-	5	1	60	1	81	3	136	5	55	2	11	1	2	-	-
2016	485	485	-	-	-	16	-	61	-	111	1	158	13	89	9	25	-	2	-	-
2017	482	482	-	-	-	14	-	63	-	105	6	171	8	85	6	19	-	4	1	-
2018	574	574	-	-	-	5	1	65	1	148	4	201	8	100	8	27	-	6	-	-

Year 2013 to 2018 drug-using final and binding judgment cases (classified by age)																				
year	case total amount	total number of people	above14 to below18 years old		abyve 18 and below 20 years old		abyve 20 and below 24 years old		abyve 24 and below 30 years old		abyve 30 and below 40 years old		abyve 40 and below 50 years old		abyve 50 and below 60 years old		abyve 60 and below 70 years old		above 70 years old	
			Class 1	Class 2	Class 1	Class 2	Class 1	Class 2	Class 1	Class 2	Class 1	Class 2	Class 1	Class 2	Class 1	Class 2	Class 1	Class 2	Class 1	Class 2
2013	1599	1599	-	-	-	19	2	125	9	251	110	553	113	258	55	86	9	8	1	-
2014	1810	1812	-	-	-	28	1	126	11	281	115	602	125	333	52	107	12	18	1	-
2015	1990	1993	-	-	-	9	3	118	15	314	151	619	124	388	74	145	17	15	1	-
2016	2143	2146	-	-	-	14	6	150	18	302	122	697	159	442	63	137	14	21	-	-
2017	2117	2121	-	-	-	28	2	175	9	329	87	618	133	499	58	136	20	27	-	-
2018	2309	2312	-	-	-	22	1	161	10	339	94	662	163	546	66	188	12	44	1	3

12.The column "number of drug-using people" means merely the drug-using conduct, about during drug produce, selling, delivering, and using drug at the same time, would be processed in other way, which are not classified in this data chart.


### 3. Drug deferred prosecution therapy for addiction<sup>13 · 14</sup>

Year	2013			2014			2015			2016			2017			2018		
Class	Concluded aggregate drug-using	Deferred Prosecution	The percentage of deferred prosecution in the drug-using concluded	Concluded aggregate drug-using	Deferred Prosecution	The percentage of deferred prosecution in the drug-using concluded	Concluded aggregate drug-using	Deferred Prosecution	The percentage of deferred prosecution in the drug-using concluded	Concluded aggregate drug-using	Deferred Prosecution	The percentage of deferred prosecution in the drug-using concluded	Concluded aggregate drug-using	Deferred Prosecution	The percentage of deferred prosecution in the drug-using concluded	Concluded aggregate drug-using	Deferred Prosecution	The percentage of deferred prosecution in the drug-using concluded
Taipei District Prosecutors Office	4,766	628	13.18	4,451	344	7.73	5,104	414	8.11	5,589	538	9.63	5,635	532	9.44	6,002	681	11.35
Shilin District Prosecutors Office	2,589	166	6.41	2,234	133	5.95	2,889	167	5.78	3,721	139	3.74	3,432	234	6.82	3,094	283	9.15
New Taipei District Prosecutors Office	9,170	574	6.26	9,476	565	5.96	10,175	604	5.94	11,798	669	5.67	11,768	1,528	12.98	11,118	893	8.03
Taoyuan District Prosecutors Office	5,566	128	2.30	5,558	153	2.75	6,344	159	2.51	7,785	150	1.93	8,457	1,006	11.90	8,885	1,506	16.95
Taichung District Prosecutors Office	3,780	289	7.65	3,454	375	10.86	4,202	314	7.47	5,606	528	9.42	6,599	740	11.21	6,098	699	11.46
Tainan District Prosecutors Office	2,844	119	4.18	2,467	100	4.05	3,396	52	1.53	3,929	118	3.00	4,246	255	6.01	4,414	563	12.75
Kaohsiung District Prosecutors Office	6,278	216	3.44	5,440	198	3.64	6,530	272	4.17	8,186	231	2.82	5,640	342	6.06	5,105	469	9.19



13. At 30, Oct 2008, the Executive Yuan implemented "Drug addiction treatment implementation method and completion treatment standard", focus on the person who use first class drug heroin, morphine and other similar drug, the Prosecutor would dispose the person deferred prosecution for demanded drug addiction treatment. At 24, Apr. 2009, the Taipei district prosecutors office issued "Taiwan Taipei District Prosecutors Office pilot experiment second class drug addiction treatment procedural guideline", trial run the second class drug addiction treatment.

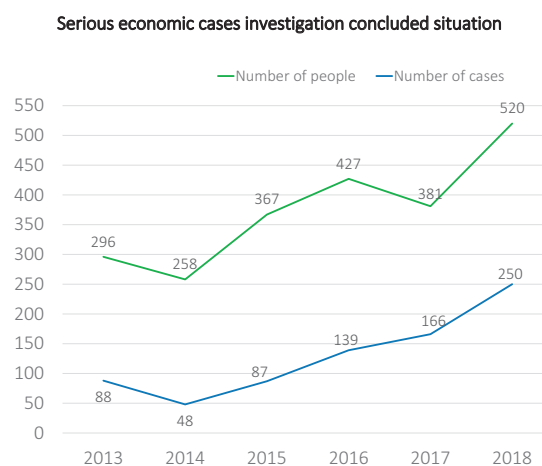
14. The column "number of drug-using people" only means the person who merely using drug, not included drug produce, selling, delivering and using drug at the same time are not classified in this data chart and would be processed in other way.



## D. Special cases in the jurisdiction

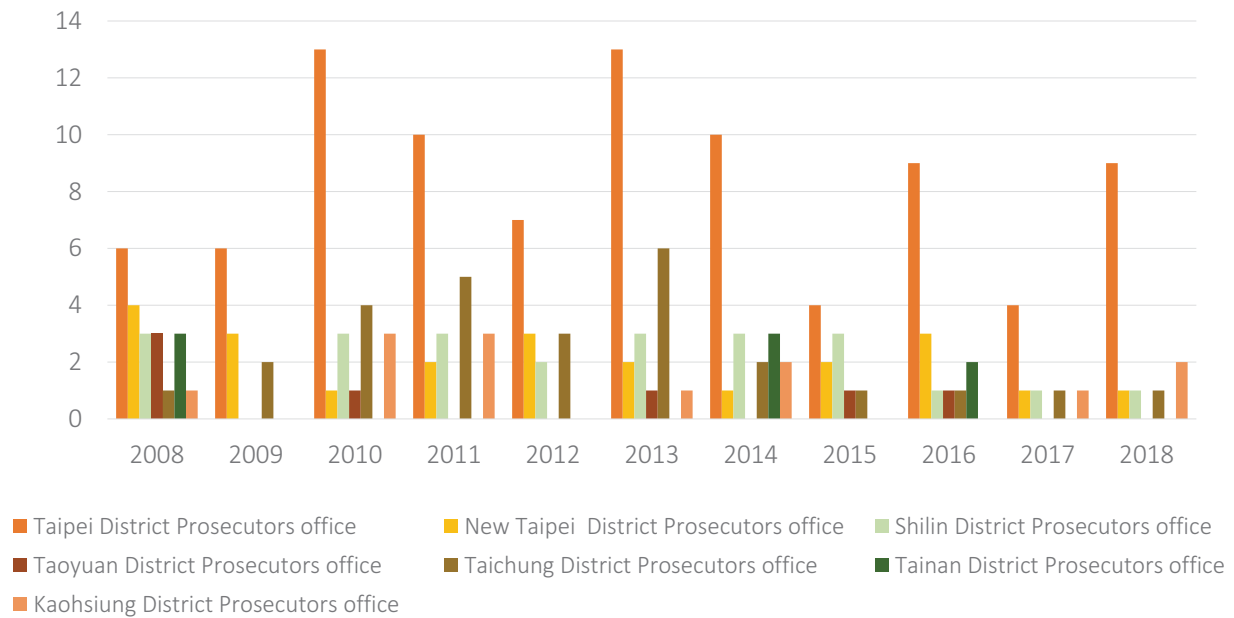
### 1. Serious economic cases

Taipei District Prosecutors Office executed serious economic cases investigation concluded							
Year		2013	2014	2015	2016	2017	2018
Total amount	Number of people	88	48	87	139	166	250
	Number of cases	296	258	367	427	381	520
Indictment and apply for summary judgment	Number of people	88	48	85	139	166	250
	Number of cases	291	145	303	427	381	250
Deferred prosecution	Number of people	-	-	2	-	-	-
	Number of cases	5	113	64	-	-	-
Ex officio not to prosecuted	Number of people	-	-	-	-	-	-
	Number of cases	-	-	-	-	-	-




Number of new receiving case for Financial supervisory commission sending to investigate Ta case								
Year	Taipei District Prosecutors Office	New Taipei District Prosecutors Office	Shilin District Prosecutors Office	Taoyuan District Prosecutors Office	Taichung District Prosecutors Office	Tainan District Prosecutors Office	Kaohsiung District Prosecutors Office	Total amount
2008	6	4	3	3	1	3	1	21
2009	6	3	-	-	2	-	-	11
2010	13	1	3	1	4	-	3	25
2011	10	2	3	-	5	-	3	23
2012	7	3	2	-	3	-	-	15
2013	13	2	3	1	6	-	1	26
2014	10	1	3	-	2	3	2	21
2015	4	2	3	1	1	-	-	11
2016	9	3	1	1	1	2	-	17
2017	4	1	1	-	1	-	1	8
2018	9	1	1	-	1	-	2	14
Total amount	91	23	23	7	27	8	13	192

The percentage of deferred prosecution in the drug-using concluded



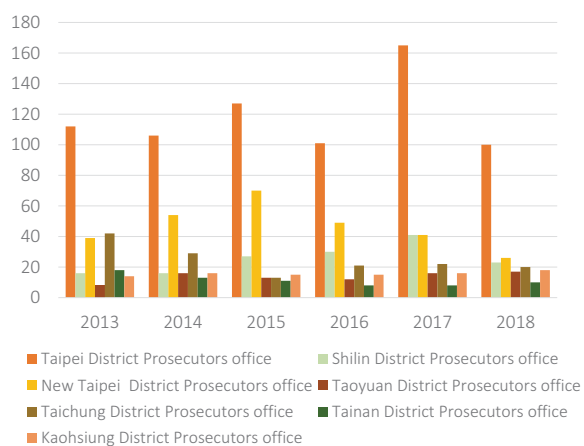




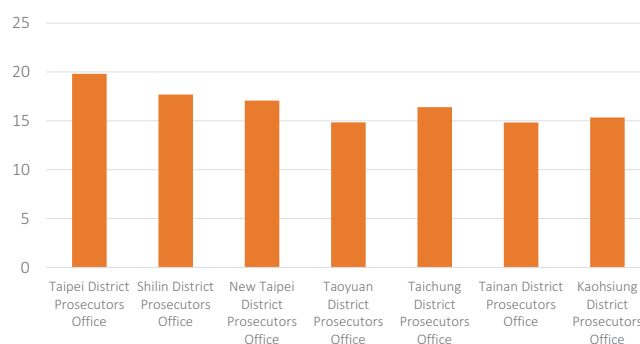
Number of new receiving case for Securities and Exchange Act							
Year	Taipei District Prosecutors Office	Shilin District Prosecutors Office	New Taipei District Prosecutors Office	Taoyuan District Prosecutors Office	Taichung District Prosecutors Office	Tainan District Prosecutors Office	Kaohsiung District Prosecutors Office
2013	112	16	39	8	42	18	14
2014	106	16	54	16	29	13	16
2015	127	27	70	13	13	11	15
2016	101	30	49	12	21	8	15
2017	165	41	41	16	22	8	16
2018	100	23	26	17	20	10	18
Total amount	711	153	279	82	147	68	94

Number of new receiving case for property crime at percentage in new receiving cases of investigation <sup>15</sup>							
Year	Taipei District Prosecutors Office	Shilin District Prosecutors Office	New Taipei District Prosecutors Office	Taoyuan District Prosecutors Office	Taichung District Prosecutors Office	Tainan District Prosecutors Office	Kaohsiung District Prosecutors Office
2013	18.80	15.14	13.48	12.51	15.19	13.49	13.06
2014	18.51	16.72	14.73	12.69	13.52	13.46	13.20
2015	18.04	15.87	15.65	13.60	14.19	13.37	13.57
2016	19.59	18.33	18.61	14.85	16.07	16.32	15.05
2017	20.98	19.48	19.12	16.51	19.14	15.61	17.76
2018	22.92	20.59	20.82	18.91	20.28	16.72	19.39
Average	19.81	17.69	17.07	14.84	16.40	14.83	15.34

Number of new receiving case for Securities and Exchange Act



Number of new receiving case for property crime at percentage in new receiving cases of investigation (average of latest six years)



15. The property crime includes offenses of fraudulence, embezzlement, and breach of trust.

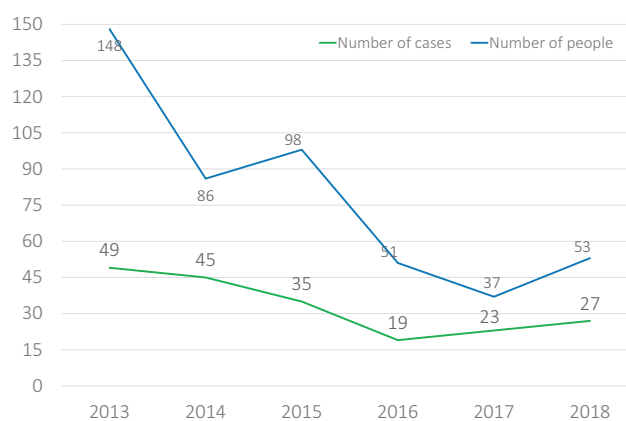
## 2. Corruption and malfeasance cases

Taipei prosecutors office executed corruption and malfeasance cases investigation concluded							
Year		2013	2014	2015	2016	2017	2018
Total amount	Number of cases	49	45	35	19	23	27
	Number of people	148	86	98	51	37	53
Indictment and apply for summary judgment	Number of cases	42	38	31	15	18	21
	Number of people	140	78	94	46	27	47
Deferred prosecution	Number of cases	4	7	4	2	5	5
	Number of people	5	8	4	2	10	5
Ex officio not to prosecuted	Number of cases	3	-	-	2	-	1
	Number of people	3	-	-	3	-	1

Situation of corruption and malfeasance cases investigation concluded



Situation of corruption and malfeasance cases investigation concluded



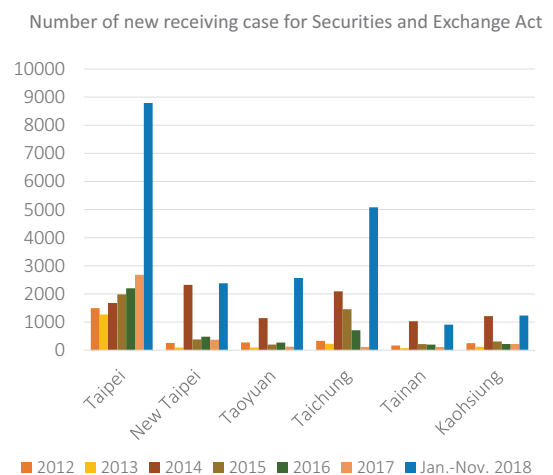
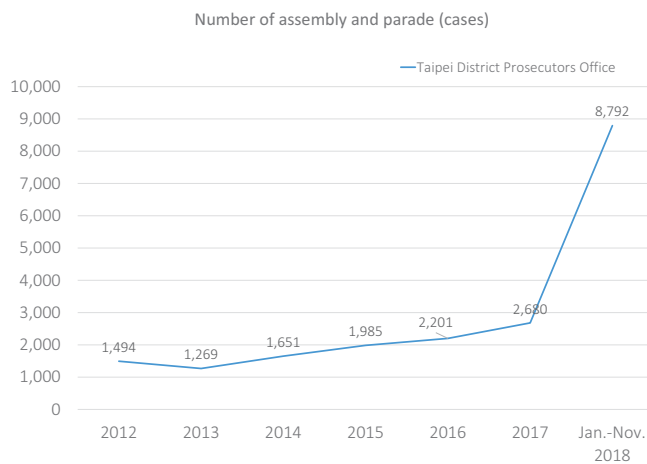


Office	Number of people of indictment				Execute final verdict Guilty and non-guilty number of people												Conviction rates 2/1*100	Conviction rates (5+7)/(4+6)*100 (Not include indictment by non-offense of corruption and malfeasance)
	total amount	Offense of corruption and malfeasance		Non-offenses of corruption and malfeasan ce	total amount	Guilty	Non-guilty	Indictment by offenses of corruption and malfeasance						Indictment by non-offenses of corruption and malfeasance				
		Indictment by offenses of mercenary						Indictment by offenses of non-mercenary										
		total amount	Guilty					Non-guilty	total amount	Guilty	Non-guilty							
		people	people					people	people	people	people	people	people	people	people	people		
Total amount	10,469	1159	6655	2,655	6,664	4,749	1,915	770	333	437	4,145	3,019	1,126	1,749	1,397	352	71.3	68.2
Taipei district prosecutor office	1020	92	637	291	565	445	120	44	28	16	361	279	82	160	138	22	78.8	75.8
Shilin district prosecutor office	411	92	183	136	264	199	65	39	21	18	127	94	33	98	84	14	75.4	69.3
New Taipei city district prosecutor office	1621	104	1019	498	956	690	266	61	41	20	581	448	133	314	201	113	72.2	76.2
Taoyua district prosecutor office	1080	102	773	205	210	358	154	29	12	17	368	255	113	115	91	24	69.9	67.3
Hsinchu district prosecutor office	315	53	234	28	187	153	57	34	20	14	161	118	43	15	15	-	72.9	70.8
Miaoli district prosecutor office	203	39	104	60	636	132	55	35	13	22	95	67	28	57	52	5	70.6	61.5
Taichung district prosecutor office	893	111	557	225	310	505	131	70	48	22	420	322	98	146	135	11	79.4	75.5
Changhua district prosecutor office	758	44	485	229	183	206	104	32	11	21	190	125	65	88	70	18	66.5	61.3
Nantou district prosecutor office	191	19	134	38	123	84	39	14	3	11	82	59	23	27	22	5	68.3	64.6
Yunlin district prosecutor office	258	32	150	76	187	127	60	29	12	17	89	62	27	69	53	16	67.9	62.7
Chiayi district prosecutor office	205	29	123	53	154	113	41	23	6	17	83	65	18	48	42	6	73.4	67.0
Tainan district prosecutor office	576	32	339	205	343	258	85	24	10	14	174	137	37	145	111	34	75.2	74.2
Kaohsiung district prosecutor office	1256	134	865	257	1047	663	384	109	33	76	719	453	266	219	177	42	63.3	58.7
Ciaotou district prosecutor office	28	4	19	5	12	10	2	-	-	-	10	8	2	2	2	-	83.3	80.0
Pingtung district prosecutor office	567	84	318	165	353	217	136	78	10	68	196	141	55	79	66	13	61.5	55.1
Taitung district prosecutor office	121	30	74	17	100	70	30	22	8	14	62	49	13	16	13	3	70.0	67.9
Hualien district prosecutor office	281	54	164	63	218	153	65	49	25	24	113	83	30	56	45	11	70.2	66.7
Yilan district prosecutor office	229	28	144	57	147	127	20	21	15	6	74	61	13	52	51	1	86.4	80.0
Keelung district prosecutor office	240	34	181	25	170	109	61	34	10	24	113	80	33	23	19	4	64.1	61.2
Penghu district prosecutor office	79	16	56	7	64	60	4	7	5	2	50	50	-	7	5	2	93.8	96.5
Kinmen district prosecutor office	120	15	92	13	96	67	29	9	2	7	74	60	14	13	5	8	69.8	74.7
Lianjiang district prosecutor office	17	11	4	2	10	3	7	7	-	7	3	3	-	-	-	-	30.0	30.0

### 3. The serious petitions and protest cases

The Taipei prosecutors office locates at the national political and economic centre, the central government and many authorities are in the jurisdiction, it's often happened the petitions and protest cases by nominal group. In these years, the serious petitions and protest cases are Sun flower event, New labor law (one fixed and one flexible day off per week) event, Universiade event and Anti- pension reform event.<sup>16</sup>

Number of assembly and parade (cases)						
Year	Taipei	New Taipei City	Taoyuan	Taichung	Tainan	Kaohsiung
2012	1,494	257	275	331	167	248
2013	1,269	93	96	225	71	122
2014	1,651	2,322	1,140	2,092	1029	1,211
2015	1,985	381	199	1,457	217	309
2016	2,201	479	270	707	198	220
2017	2,680	370	123	116	112	218
Jan.-Nov. 2018	8,792	2,378	2,568	5,081	908	1,232
Total amount	20,072	6,280	4,671	10,009	2,702	3,560

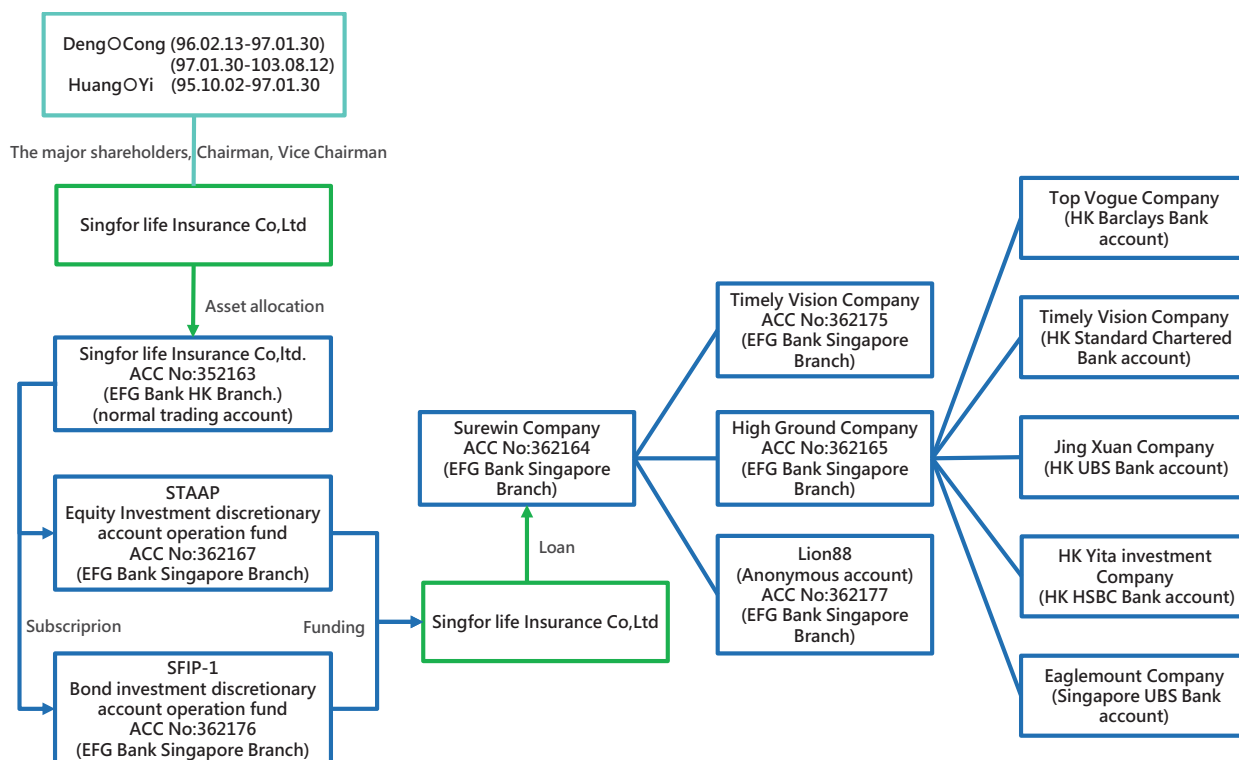


16.Data source from statistics search website of the department of statistics, Ministry of the interior.



#### 4. International mutual legal assistance

In these years, the transnational crime rapidly increased, through the illegal method, commit the transnational economic crime, smuggling, money laundering, drug trafficking, even bribe the officer, and seriously disrupt the public order and economic stability. Various situation of transnational smuggling, money laundering, take advantage of different national geography segmentation and law to escape the investigation, trial, and execution, become to a loophole of against crime, therefore, must through the international mutual legal assistance to prosecute the crime, seizure ill-gotten gains to accomplish the justices. Frégates Classe La Fayette defense procurement case, U.S. Department of Justice T/T ill-gotten gains back to Taiwan and Singfor life Insurance Co.,Ltd. embezzlement case are the cases of international mutual legal assistance.



## VIII. Successive Chief of Prosecutors

### A. Successive chief of prosecutors of the Office before 24 December 1989, the date of Institutional restructuring

Order of Tenure	Job Title	Name	Tenure Period	Remarks
1	Chief prosecutor	Jiang Wei-Zu	1945.11.01~1947.12.14	Shi Wen-Fan acted on behalf of Chief prosecutor (1946.03.25~1946.05.06)
2	Chief prosecutor	Sha Zong-Tang	1947.12.15~1951.06.30	
3	Chief prosecutor	Zhao Zhi-Zhong	1951.07.01~1953.02.19	
4	Chief prosecutor	Jiang Bang-Liang	1953.02.20~1960.01.31	
5	Chief prosecutor	Yang Ming-Qi	1960.02.01~1960.09.01	
6	Chief prosecutor	Jiao Pei-Shu	1960.09.02~1970.09.06	
7	Chief prosecutor	Chu Jian-Hong	1970.09.07~1972.07.31	
8	Chief prosecutor	Luo Cui-Ru	1972.08.01~1978.09.25	
9	Chief prosecutor	Shi Ming-Jiang	1978.09.26~1982.11.07	
10	Chief prosecutor	Chen Han	1982.11.08~1985.07.02	
11	Chief prosecutor	Chai Qi-Zhen	1985.07.03~1987.05.18	



## B. Successive chief of prosecutors of the Office after 24 December 1989, the date of Institutional restructuring

Order of Tenure	Job Title	Name	Tenure Period	Remarks
12	Chief prosecutor	Liu Jing-Yi	1987.05.19~1992.05.17	Institution restructured (1989.12.24)
13	Chief prosecutor	Lu Ren-Fa	1992.05.18~1996.04.22	
14	Chief prosecutor	Wu Ying-Zhao	1996.04.23~1997.07.07	
15	Chief prosecutor	Zeng Yong-Fu	1997.07.08~1999.02.10	
16	Chief prosecutor	Chen Tsung-Ming	1999.04.30~2000.06.26	Deputy Chief prosecutor Zhou Zhirong acted on behalf of Chief prosecutor (1999.2.11~1999.4.29)
17	Chief prosecutor	Huang Shi-Ming	2000.06.27~2001.04.26	
18	Chief prosecutor	Shih Mao-Lin	2001.04.27~2004.11.04	
19	Chief prosecutor	Yan Da-Ho	2005.03.16~2007.04.11	Deputy Chief prosecutor Lin Bangliang acted on behalf of Chief prosecutor (2004.11.5~2005.3.15)
20	Chief prosecutor	Wang Tian-Sheng	2007.04.12~2008.07.31	
21	Chief prosecutor	Lin Ling-Yu	2008.08.01~2010.07.27	
22	Chief prosecutor	Yang Jyh-Yeu	2010.07.28~2015.05.06	
23	Chief prosecutor	Tsai Pi-Yu	2015.05.07~2016.07.17	
24	Chief prosecutor	Hsing Tai-Chao	2016.07.18~	